

YKCT-A SERIES

높낮이 조절용

제품 특징 FEATURES

- 손쉬운 이동과 고정 높낮이 조절, 방향 및 360도 회전 기능 일체화
- 휠 커버 사용으로 오염이 적음

적용 범위 APPLICATION

- 알루미늄 프로파일로 제작된 프레임, 자동화장비, 반도체 / 디스플레이 제조장비, 간베이어등.



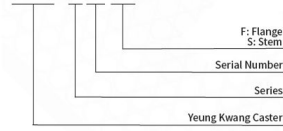
40F-100F



40S-100S

모델설명 ORDERING CODE

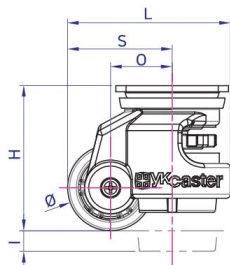
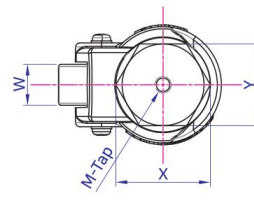
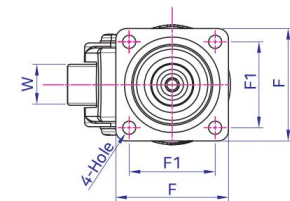
YKCT - A 40 F/S



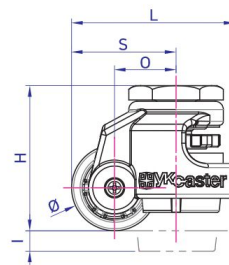
재질 MATERIAL & TREATMENT INFORMATION

No.	재질	표면처리
① Caster seat	SPC & S45C	Black Coated / Zn Galvanized
② Ball	STB2	Ni-Cr
③ Body	ALD12	Ivory / Powder Coated
④ Handle	PA6	Red
⑤ Rod	Swrch10A	Zn Galvanized
⑥ Pad	NBR	Black
⑦ Wheel	PA6	Black
⑧ Pin	S10C	Zn Galvanized

* Option: Wheel: Antistatic Poly Urethane



F



S

규격 DIMENSION

MODEL	자중 (Net weight) Kg	자중 (Net weight)		Ø	W	F			Tap (Order)	X	Y	HH	L	S	O
		1EA	4EA			F	F1	Hole							
YKCT-A40F	0.36					55x55	42x42	Ø6.5	-	-	-	71+10	79.5	51	30
YKCT-A40S	0.37	50	100	Ø42	20	-	-	-	M8	46	40	-	-	-	-
YKCT-A60F	0.67					73x73	58x58	Ø7 (Ø6.5)	-	-	-	-	-	-	-
YKCT-A60S	0.62	250	500	Ø50	25	-	-	-	M12	52	45	85+10	97	60.5	35.5
YKCT-A80F	1.19					90x90	70x70	Ø9	-	-	-	-	-	-	-
YKCT-A80S	1.11	500	1000	Ø63	30	-	-	-	M12	70	65	103+10	121.6	76.6	45
YKCT-A100F	1.65					95x95	70x70	Ø11	-	-	-	-	-	-	-
YKCT-A100S	1.55	750	1500	Ø75	30	-	-	-	M16	70	65	120+12	141	90	53